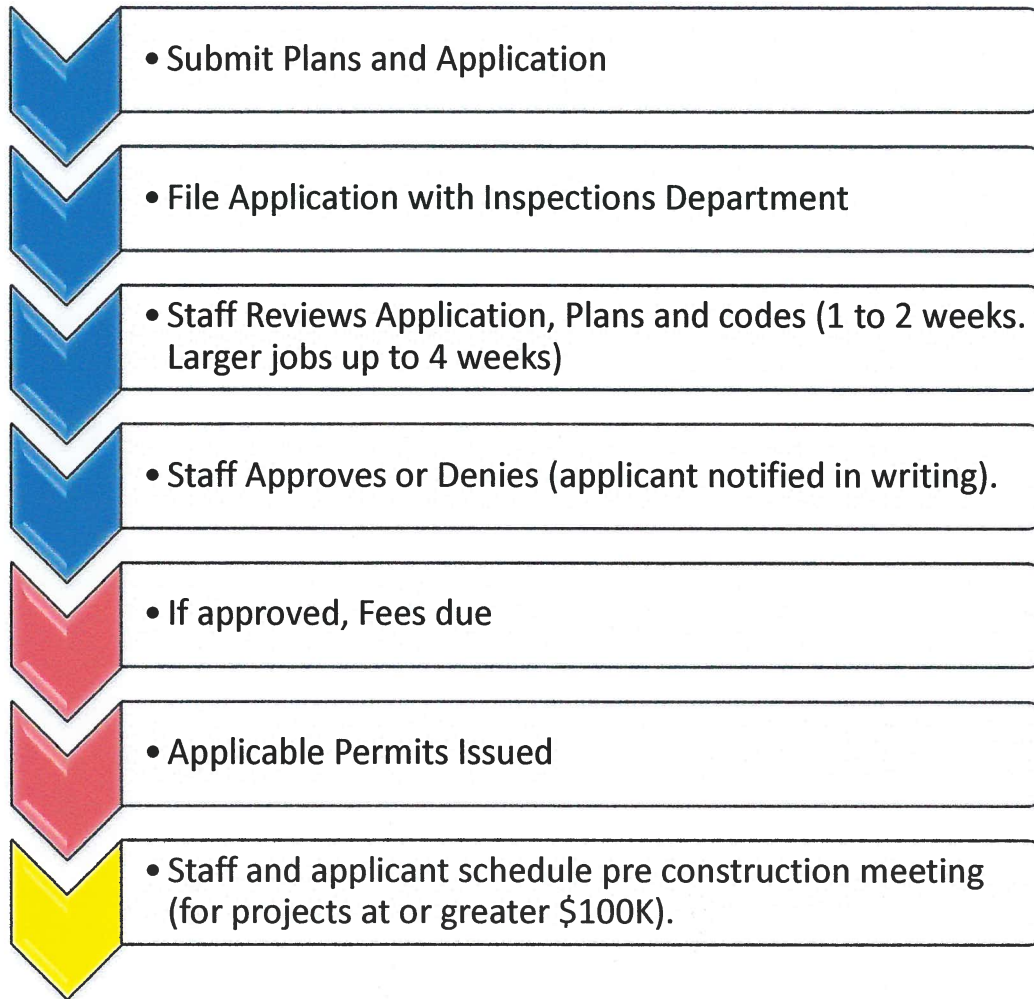


Plan and Application Review Process




Staff involved: Building Official / Inspectors, City Engineer, Fire Marshal


Construction Begins! The Process Now...




• Individual sub contractors must call for inspections (24 hour notice required).




• Building subcode Inspections:
• Footing or Grade Beam
• Foundation / Slab, Open Deck, Pillings & Banding




• Applicant to provide: Foundation Survey, As-Built & Flood Zone Certificate Form (if in Floodzone) after foundation pads are in, and before framing, to verify correction location and elevations.



• Review of Foundation Location & Engineering / Floodplain Review of Foundation Height (if in floodzone)




• Building, Plumbing, Fire, Electrical / Mechanical inspections conducted by staff and approved/denied. All communications in writing to applicant regarding inspection results.




• Engineering inspections: Curbs, Sidewalks, Drainage, Pavement, Lighting, Driveway, Street Signs, Utilities in city right of way.



• After applicant requests final inspections, applicant to provide final grading and as-built plans.



• Applicant applies for Certificate of Occupancy



• Applicant pays all applicable Fees and is issued Certificate of Occupancy (upon all inspections receiving a passing green tag)

Staff involved: Building Official / Inspectors, City Engineer, Fire Marshal