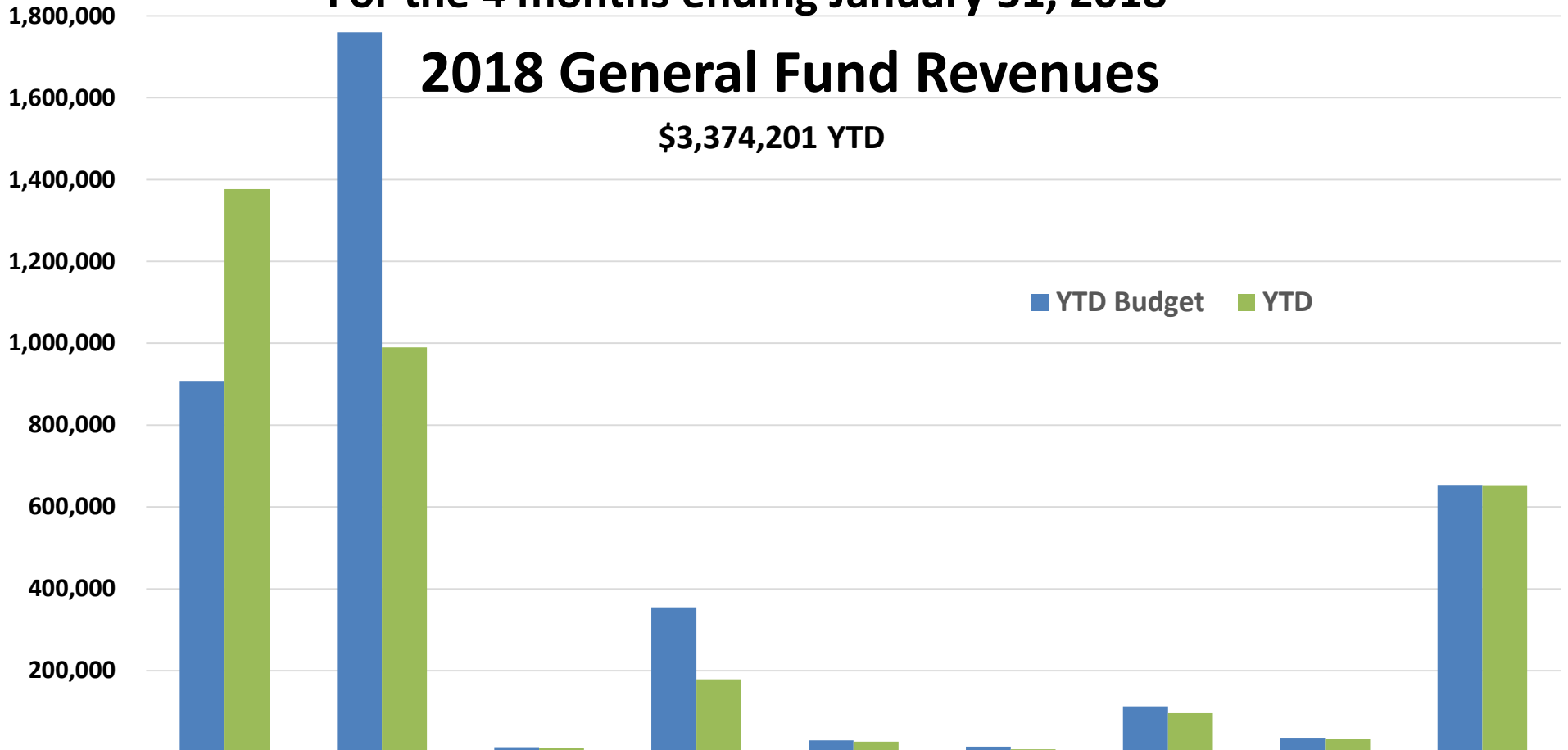


For the 4 months ending January 31, 2018

# 2018 General Fund Revenues

\$3,374,201 YTD



	PROPERTY TAX	SALES TAX	OCCUPATIONAL & MIXED BEVERAGE TAX	FRANCHISES, LICENSE & PERMITS	INTERGOV	CHARGES FOR SERVICES	FINES & FORFEITS	MISC REVENUE	INTERFUND TRANSFERS
■ YTD Budget	908,164	1,760,000	13,333	355,033	29,433	14,292	113,127	36,267	654,000
■ YTD	1,376,507	990,007	10,788	178,839	26,667	7,757	96,504	33,798	653,333

JIM WELLS COUNTY APPRAISAL DISTRICT

JANUARY 2018

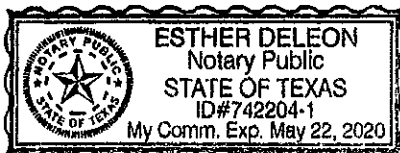
MONTHLY COLLECTION REPORT

CITY OF ALICE

2017 TAX LEVY	4,265,148.89	C-Y TAXES COLLECTED THIS MONTH	1,355,856.28
ADJUSTMENTS TO LEVY	18537.30	C-Y P&I COLLECTED THIS MONTH	-
2017 ACTUAL LEVY	4,283,686.19	P-Y TAXES COLLECTED THIS MONTH	12,527.51
Y-T-D COLLECTED	3,110,299.33	P-Y P&I COLLECTED THIS MONTH	4,274.17
ENDING BALANCE	1,173,386.86	CURRENT YEAR REFUNDS	617.33
Y-T-D % COLLECTED	72.6%	PRIOR YEAR REFUNDS	391.19
Y-T-D % CURRENT & DELINQUENT COLLECTED	73.9%		

	AMOUNTS RECEIVABLE	Y-T-D ADJUSTMENTS	Y-T-D COLLECTIONS	CURRENT MONTH COLLECTIONS	ENDING BALANCE
2017	4,265,148.89	18,537.30	1,754,443.05	1,355,856.28	1,173,386.86
2016	338,175.46	-1,323.37	33,216.74	8,903.53	294,731.82
2015	94,974.70	-74.42	4,557.90	1,033.82	89,308.56
2014	64,142.46	0.00	2,150.46	1,109.03	60,882.97
2013	32,033.48	0.00	618.99	491.65	30,922.84
2012	26,203.59	0.00	181.33	396.26	25,626.00
2011	19,886.71	0.00	87.73	247.43	19,551.55
2010	20,734.85	0.00	257.92	121.26	20,355.67
2009	17,994.22	0.00	31.66	46.00	17,916.56
2008	16,098.42	0.00	84.30	22.32	15,991.80
2007	13,300.78	0.00	229.43	2.35	13,069.00
2006	12,068.97	0.00	272.33	62.33	11,734.31
2005	10,361.32	0.00	233.84	0.00	10,127.48
2004	8,553.97	0.00	149.56	0.00	8,404.41
2003	8,779.31	0.00	190.95	0.00	8,588.36
2002	7,416.96	0.00	171.23	2.98	7,242.75
2001	5,759.43	0.00	155.37	0.00	5,604.06
2000	4,509.12	0.00	155.37	0.00	4,353.75
1999	3,632.71	0.00	156.51	6.23	3,469.97
1998	2,835.37	0.00	150.20	11.45	2,673.72
1996 & PRIOR YEARS	32,267.61	0.00	1166.88	70.87	31,029.86
<b>TOTAL</b>	<b>5,004,878.33</b>	<b>17,139.51</b>	<b>1,798,661.75</b>	<b>1,368,383.79</b>	<b>1,854,972.30</b>

I, JOSEPH SIDNEY VELA, DO SOLEMNLY SWEAR THE FOREGOING AS A TRUE AND ACCURATE ACCOUNTING OF ALL TAXES COLLECTED BY ME ACTING IN THE CAPACITY OF TAX ASSESSOR / COLLECTOR FOR NAMED TAXING ENTITY.



*Joseph Sidney Vela*  
 JOSEPH SIDNEY VELA-CTA, RPA, RTA, CSTA  
 TAX ASSESSOR/COLLECTOR

SUBSCRIBED AND SWORN TO BEFORE ME ON THIS THE 9<sup>th</sup> DAY OF February, 20 18.

*Esther DeLeon*  
 NOTARY PUBLIC, JIM WELLS CO.

## Sales Tax Revenue FY 2018 Budget vs. Actual


\$550,000.00  
\$525,000.00  
\$500,000.00  
\$475,000.00  
\$450,000.00  
\$425,000.00  
\$400,000.00  
\$375,000.00

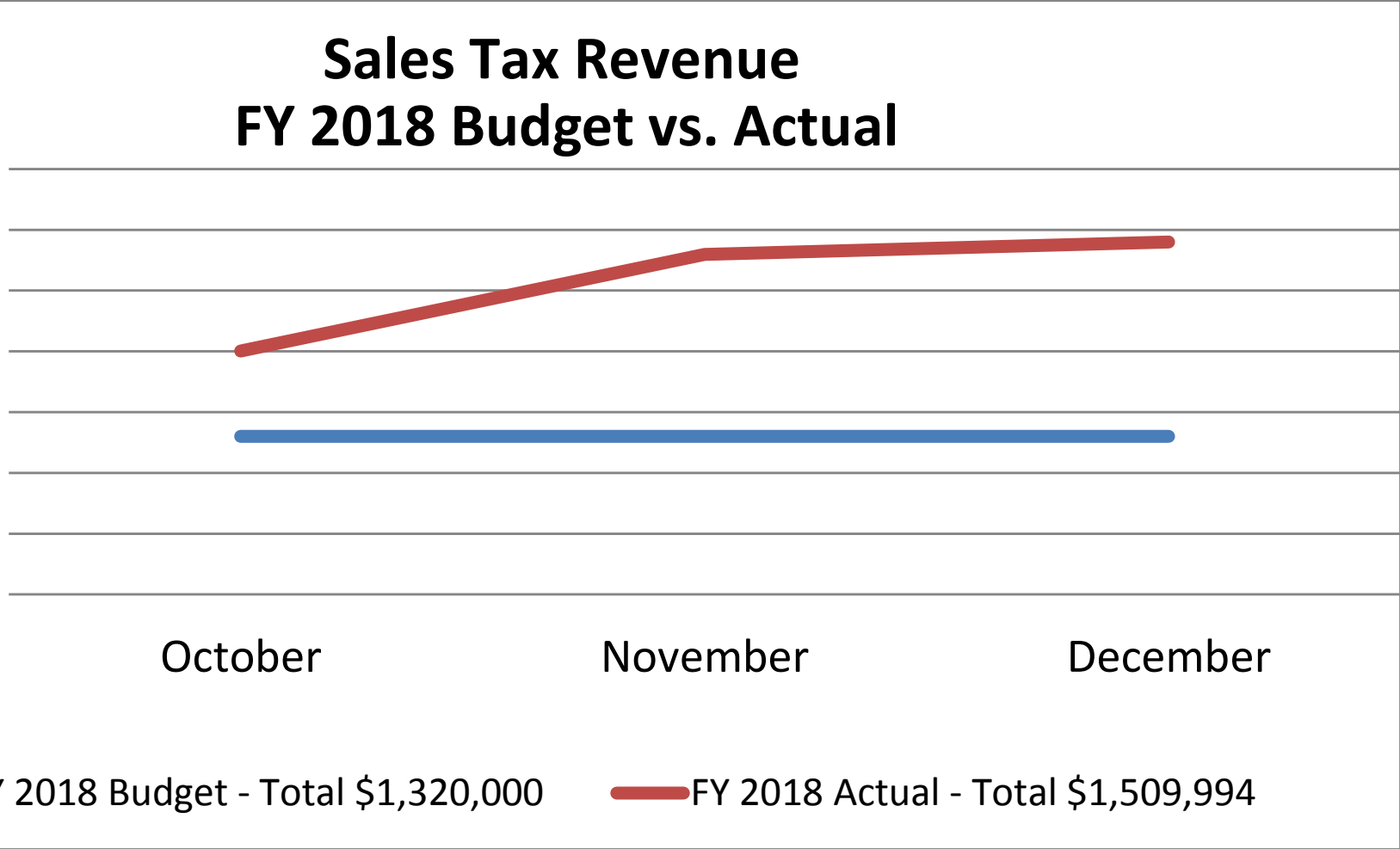
October

November

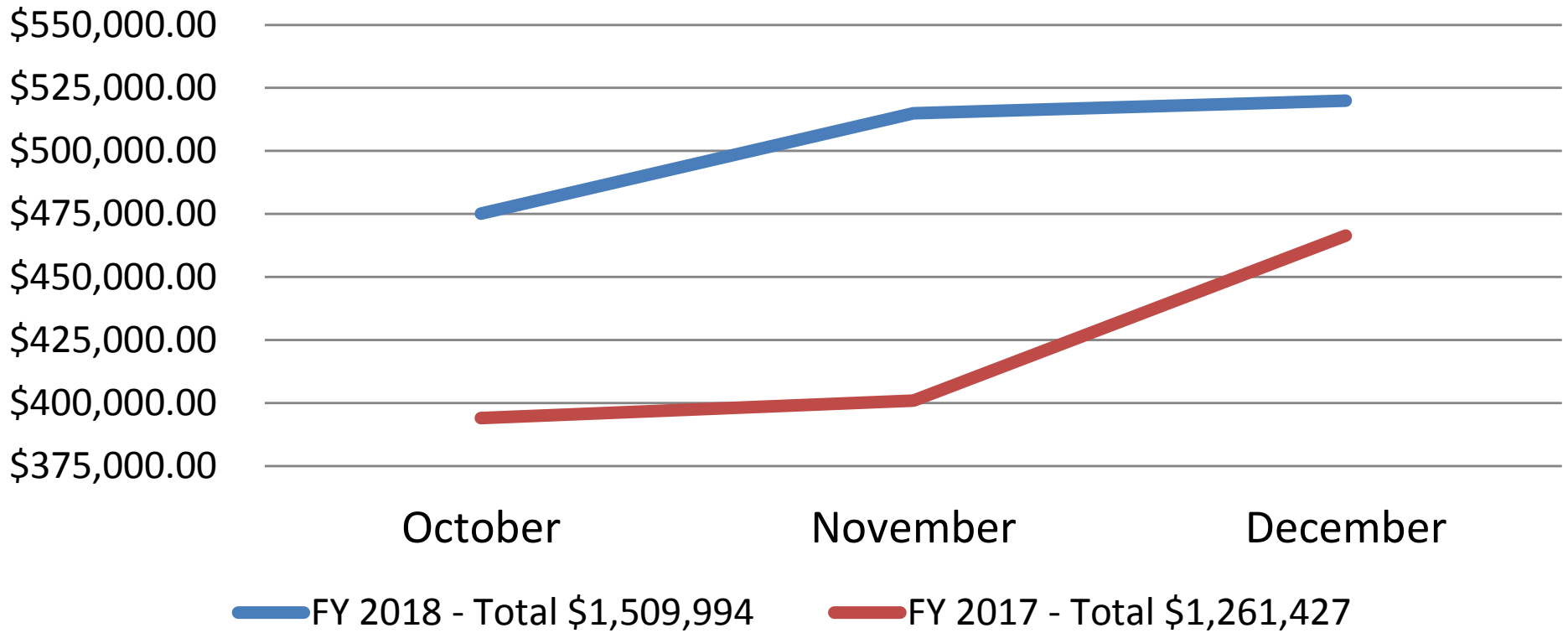
December

 FY 2018 Budget - Total \$1,320,000

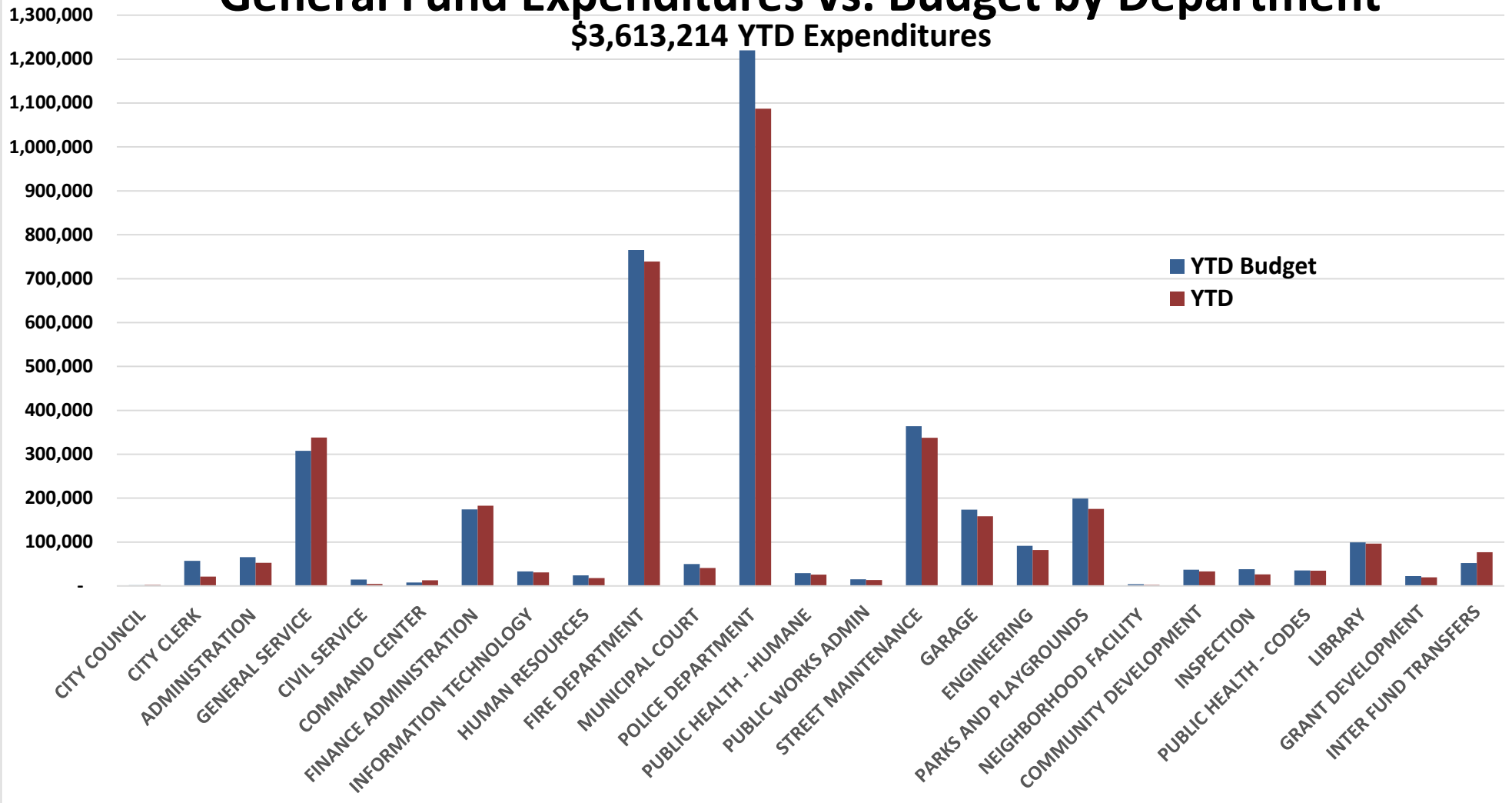
 FY 2018 Actual - Total \$1,509,994

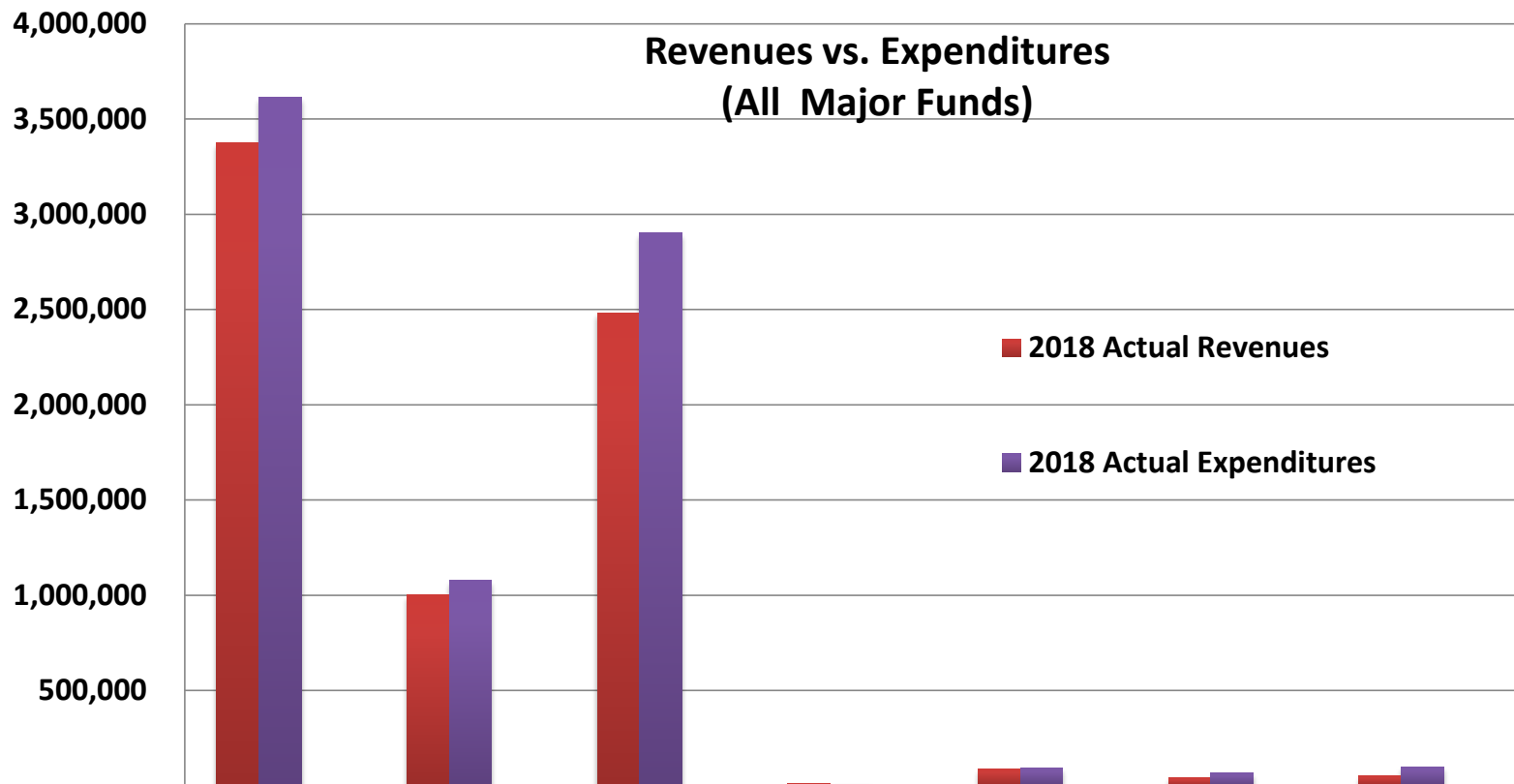


## Sales Tax Collections



For the 4 months ending January 31, 2018  
**General Fund Expenditures vs. Budget by Department**  
 \$3,613,214 YTD Expenditures





	GENERAL FUND	SOLID WASTE OPERATIONS	UTILITY FUND	AIRPORT FUND	GOLF COURSE FUND	HOTEL OCCUPANCY TAX FUND	MULTI-USE COMPLEX
2018 Actual Revenues	3,374,201	1,002,362	2,480,786	12,826	89,635	42,614	53,615
2018 Actual Expenditures	3,613,214	1,078,834	2,901,094	8,968	96,142	67,598	99,512
Revenues Over Expenditures	(239,013)	(76,472)	(420,308)	3,857	(6,507)	(24,984)	(45,897)